



BLACKBOX

▲ ▲ ▲ ▲ STOCKS ▲ ▲ ▲ ▲

Investor Presentation
September 2022
NASDAQ: BLBX



Forward-Looking Statement

This document includes forward-looking statements within the meaning of the Private Securities Litigation Reform Act of 1995, which involve risks and uncertainties. These forward-looking statements can be identified by the use of forward-looking terminology, including the terms “believe,” “estimate,” “project,” “anticipate,” “expect,” “seek,” “predict,” “continue,” “possible,” “intend,” “may,” “might,” “will,” “could,” “would” or “should” or, in each case, their negative, or other variations or comparable terminology. All statements other than statements of historical facts contained in this presentation are forward-looking statements, and the Company may not actually achieve the plans, intentions or expectations disclosed in these forward statements, as a result of various factors, including, but not limited to, the factors discussed in the “Risk Factors” sections of the Company’s filings with the SEC.

Forward-looking statements speak only as of the date of this presentation. You should not put undue reliance on any forward-looking statements. We assume no obligation to update forward-looking statements to reflect actual results, changes in assumptions or changes in other factors affecting forward-looking information, except to the extent required by applicable laws. If we update one or more forward-looking statements, no inference should be drawn that we will make additional updates with respect to those or other forward-looking statements.



What is Blackbox?



Proprietary hybrid FinTech and social media platform



Provides real-time proprietary analytics and news for stock and options traders of all experience levels



Employs predictive technology enhanced by AI which strives to level the playing field for retail traders



Fully automated, user-friendly stock and options flow scanners



Robust education program including live calendared classes with a broad curriculum



Subscription-based Software as a Service ("SaaS") business model



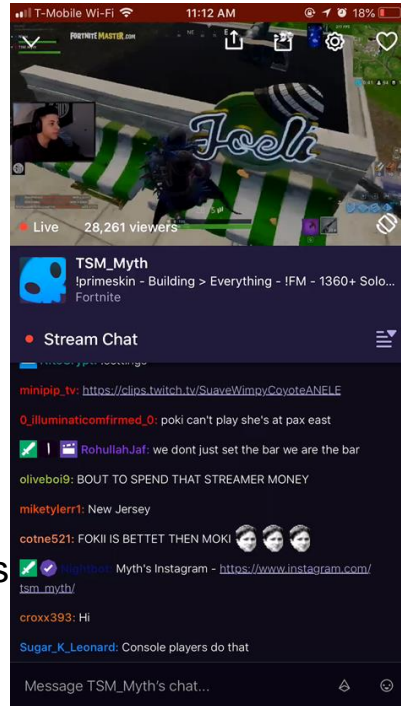
Unique Functionality



Gamers live stream their online games in real time

Followers can view, listen and chat with broadcaster and other viewers

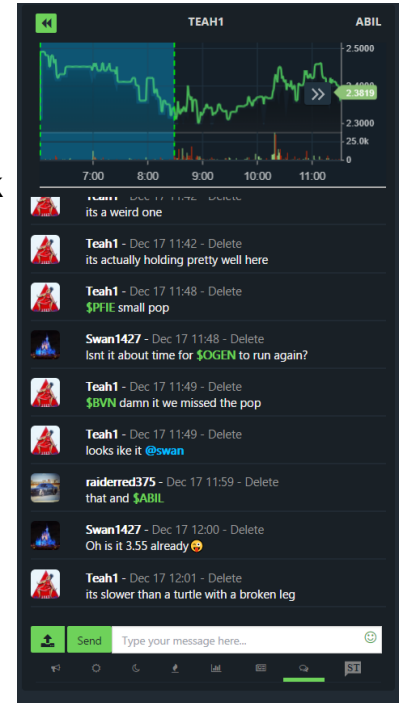
Followers can learn methods and strategies to master various video games



Traders live stream their stock charts and real time analytics

Followers can view, listen and chat with broadcaster and other viewers

Followers can learn trading methods and strategies from the broadcaster



- Fully interactive chat and social media platform that is integrated into our dashboard
- Allows our users to exchange information and ideas quickly and efficiently through a common network
- Live audio/screenshare feature that enables our members to broadcast on their own channels
- Growing community of members that spans over 42 countries



Analytics and Features

Standard Market Features

- Real Time NYSE/NASDAQ Market Data
- Real Time OPRA Options Trade Data
- Streaming News Feed – Fly on the Wall
- Options News and Upgrades/Downgrades
- Institutional Grade Charts
- Earnings and Dividend Dates
- Daily Advancers / Decliners Scanner



Proprietary Features

- Volatility Indicator
- Real Time Algorithm-Driven Stock Alerts
- Symbol Specific Alert Criteria
- Broadcast Enabled Social Media
- Options Heatmap
- Pre-Configured Pre/Post Market Scanners
- Stock and Option Volume Ratio Scanner
- Members Only Live Audio





Our Dashboard

Institutional Grade Charts

NASD/NYSE Options | **QQQ: \$156.57 -2.5%** | **DIA: \$238.00 -2.8%** | Support Account

MBII MARRONE BIO INV | **0.000** Alert Price | **18:00:00** Alert Time

Options Platform

VOLATILITY INDICATOR

Proprietary Volatility Indicator

Proprietary Algorithm Driven Alerts

Broadcast Enabled Social Media Full Chat and Audio

Top Alert Gainers/Decliners

SYMBOL	PRICE AT ALERT	HIGH AFTER ALERT	CURRENT PRICE	% GAIN	VOLATILITY
LFIN	\$22.40	\$28.82	\$28.19	25.8 %	0.0
PCRX	\$31.00	\$38.40	\$33.15	▲6.9 %	0.0
BWEN	\$2.87	\$3.04	\$2.91	1.4 %	0.0
ICPT	\$70.32	\$73.45	\$71.17	1.2 %	0.0
BZUN	\$45.85	\$47.33	\$46.17	0.7 %	0.0

REAL TIME NEWS

TheFlyontheWall.com - Live News Feed April 6, 2018 at 14:50
 *Oragenics trading resumes
 Oragenics trading resumes.
 TheFlyontheWall.com - Live News Feed April 6, 2018 at 14:52
 Clovis approval underscores rising competition facing Zejula, says Piper Jaffray
 Prior to today's announcement that

Real Time News/Scanners

ALERT LOG (58 ALERTS)

TIME	SYMBOL	PRICE
8:39:50	PTC	
8:39:43	AYTU	
8:39:39	ALNY	
8:39:33	PANW	\$196.19
		\$120.60
8:38:02	WB	\$116.11
8:37:09	RIOT	\$7.55
8:36:49	BZUN	\$45.85
8:36:07	ICPT	\$70.32
8:35:50	ADBE	\$223.64
8:35:44	OSTK	\$35.95
		\$19
8:34:27	NIHD	\$2.54
8:34:21	SOXL	\$139.80
8:34:10	SGH	\$45.62
8:34:09	NVDA	\$219.92
8:33:57	NKTR	\$92.96
8:33:02	NFLX	\$292.80

TEAH1 MBI

Top 10 Gainers

Top 10 Decliners

Yesterday's

Share 1d 2d 5d 1m 3m 6m 1y 3y

MBII 3.22 Last | 3.22 Bid | 1,348,251 Volume | +0.55 20.7% Change From Yesterday

ALERT LOG (58 ALERTS)

Teah1 audio

SpaceGhostOne - Apr 6 13:49 - Delete Ball park number

Pjmission85 - Apr 6 13:50 - Delete she called it today around 2.70ish

believeinalgos - Apr 6 13:50 - Delete haha f u \$OGEN

SpaceGhostOne - Apr 6 13:50 - Delete Ok

SpaceGhostOne - Apr 6 13:50 - Delete You are doing just fine

Pjmission85 - Apr 6 13:52 - Delete @believe that's insane!

raiderred375 - Apr 6 13:52 - Delete SLMEFA setting up

Send Type your message here...

Sort by: Time Volatility % Change

TOPS
TOP SHIPS INC

0.410
Alert Price

09:03:07
Alert Time

VOLATILITY INDICATOR



0.453 Last
 TOPS 0.45 Bid
 0.45 Ask
 48,232,903 Volume
 +0.193 74.1%
 Change From Yesterday

ALERT LOG (38 ALERTS)

TIME	SYMBOL	PRICE
10:59:56	PAH	\$13.79
10:38:35	DARE	\$5.28
10:37:47	IRBT	\$91.79
9:42:51	VRTX	\$164.1
9:30:41	AKCA	\$14.49
9:03:07	TOPS	\$0.41
9:00:47	MRSN	\$15.62
8:58:02	AXON	\$22.86
8:48:14	Y	\$11.56
8:46:39	H1	\$23.93
8:46:04	IPWR	\$2.95
8:45:46	SWK	\$141.76
8:45:45	SAM	\$131.35
8:43:50	MAN	\$111.48
8:43:30	ELTK	\$1.20
8:41:33	HUSA	\$0.58
8:38:06	RH	\$73.98
8:35:55	APHB	\$1.14
8:35:53	RYAM	\$16.32
8:34:02	SGMS	\$29.60
8:33:41	TEAR	\$3.18
8:33:25	WYNN	\$139.16
8:33:20	DCIX	\$0.53
8:33:18	POOL	\$108.64
8:32:23	HAL	\$44.67

MAIN CHAT

- DmanEdisto** - Jul 24 14:47
I'm a newbie to this, so don't let me influence you.... I'm still learning everyday
- cashmeoutside** - Jul 24 14:48
I got stopped out of **ST** at .46 from .51
- cashmeoutside** - Jul 24 14:48
SGEVO heavy volume
- StarLight** - Jul 24 14:50
this is a historic day... we had **DRYS**, **TOPS**, **GEVO**, **IDXG** running
- StarLight** - Jul 24 14:50
lol
- Jevaman** - Jul 24 14:53
lol
- cashmeoutside** - Jul 24 14:54
Who is in **IDXG**?
- Jevaman** - Jul 24 14:55
I am
- cashmeoutside** - Jul 24 14:55
ou holding overnight?
- cashmeoutside** - Jul 24 14:55
you
- Jevaman** - Jul 24 14:55
yes
- cashmeoutside** - Jul 24 14:55
ok
- DmanEdisto** - Jul 24 15:00
Good day folks, see everyone tomorrow.
- StarLight** - Jul 24 15:00
have good one
- cashmeoutside** - Jul 24 15:00
See ya Everyone have a great evening
- StarLight** - Jul 24 15:01
till tomorrow BBS

CLICKABLE SYMBOLS IN CHAT ACTIVATE CHARTS
\$TOPS

Top 10 Gainers

SYMBOL	PRICE AT ALERT	HIGH AFTER ALERT	CURRENT PRICE	% GAIN	VOLATILITY
SGMS	\$29.60	\$35.20	\$34.20	15.5%	0.0
PETS	\$43.40	\$48.52	\$47.97	10.5%	0.0
TOPS	\$0.41	\$0.66	\$0.44	7.3%	0.0
GNCA	\$5.45	\$6.04	\$5.84	7.1%	0.0
HUSA	\$0.58	\$0.63	\$0.61	5.7%	0.0
APRN	\$7.11	\$7.87	\$7.37	3.7%	0.0
AAOI	\$93.15	\$97.75	\$95.55	7.6%	0.0

The Klein Law Firm Reminds Investors of an Investigation Concerning Possible Violations of Federal...
 The Klein Law Firm announces the commencement of an investigation of DryShips Inc. concerning possible violations of federal securities laws. In a series of transactions beginning on or around June 8, 2016, DryShips raised hundreds of millions of dollars in capital by selling newly-issued shares directly to Kalani Investments Ltd., a British Virgin...

Research Brokerages

Sort by: Time Volatility % Change



Blackbox Education Program

- Offering a broad curriculum of courses for beginners, intermediate level traders, and advanced courses for seasoned traders.
- Carefully curated educators from the top traders within our community.
- Live classes and recorded classes
- Education of our members makes them more likely to stay and be successful.
- Partnered with the Options Industry Council (OIC), a non-profit organization funded by the Options Clearing Corp.

October 2021						
Sunday	Monday	Tuesday	Wednesday	Thursday	Friday	Saturday
	26 5pm-7pm EDT BlackBoxStocks Orientation	27 • 4pm-5pm EDT Tuesday Q & A in our BlackBox Discord server 5pm-8pm EDT Boot Camp - Stock & Options Basics - Part 1	28 5pm-7pm EDT Boot Camp - Stock & Options Basics - Part 2	29 • 4pm-5pm EDT Thursday Q & A in our BlackBox Discord server 5pm-6pm EDT Dark Pool Basics 7pm-9pm EDT Understanding Options Flow	30	1 2
3 5pm-7pm EDT BlackBoxStocks Orientation	4 • 4pm-5pm EDT Tuesday Q & A in our BlackBox Discord server 5pm-7pm EDT Boot Camp - BBS Trading System - Part 1	5 9:15am-10:30am EDT Trading with Swan 4:30pm-5:30pm EDT Implied and Historical Volatility OIc	6 • 4pm-5pm EDT Thursday Q & A in our BlackBox Discord server 7pm-9pm EDT Understanding Options Flow	7 9:15am-10:30am EDT Trading with Swan	8 9	
10 9:15am-10:30am EDT Trading with Swan 5pm-7pm EDT BlackBoxStocks Orientation	11 • 4pm-5pm EDT Tuesday Q & A in our BlackBox Discord server 5pm-8pm EDT Boot Camp - Stock & Options Basics - Part 1	12 9:15am-10:30am EDT Trading with Swan 5pm-7pm EDT Boot Camp - Stock & Options Basics - Part 2	13 • 4pm-5pm EDT Thursday Q & A in our BlackBox Discord server 5pm-6pm EDT Dark Pool Basics 7pm-9pm EDT Understanding Options Flow	14 9:15am-10:30am EDT Trading with Swan	15 16	



Teresa Arthur
Intro to Stocks and Options



Mike Downey
Options Flow Specialist



Mel Stone
Dark Pool Specialist



The Blackbox Community



Bali



Switzerland



El Paso



Port au Prince



Hollywood




Dallas



San Francisco



Aspen



Hawaii



Chichen Itza



Miami



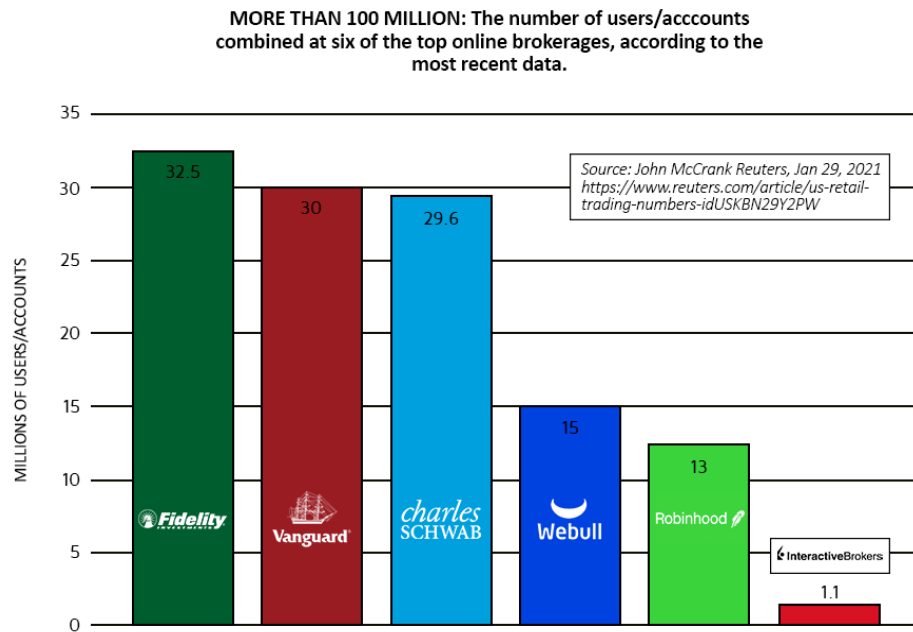
Antartica

Blackbox is more than just a trading tool! “Blackbox is a lifestyle, a culture, and a **community**.” We are an experienced team of traders that mentor new members and **collaborate** as we seek to provide the best trading strategies and results for everyone in our **global** online community!



The Market

- Primary market is day traders and swing traders
- Growing number of self directed and younger investors

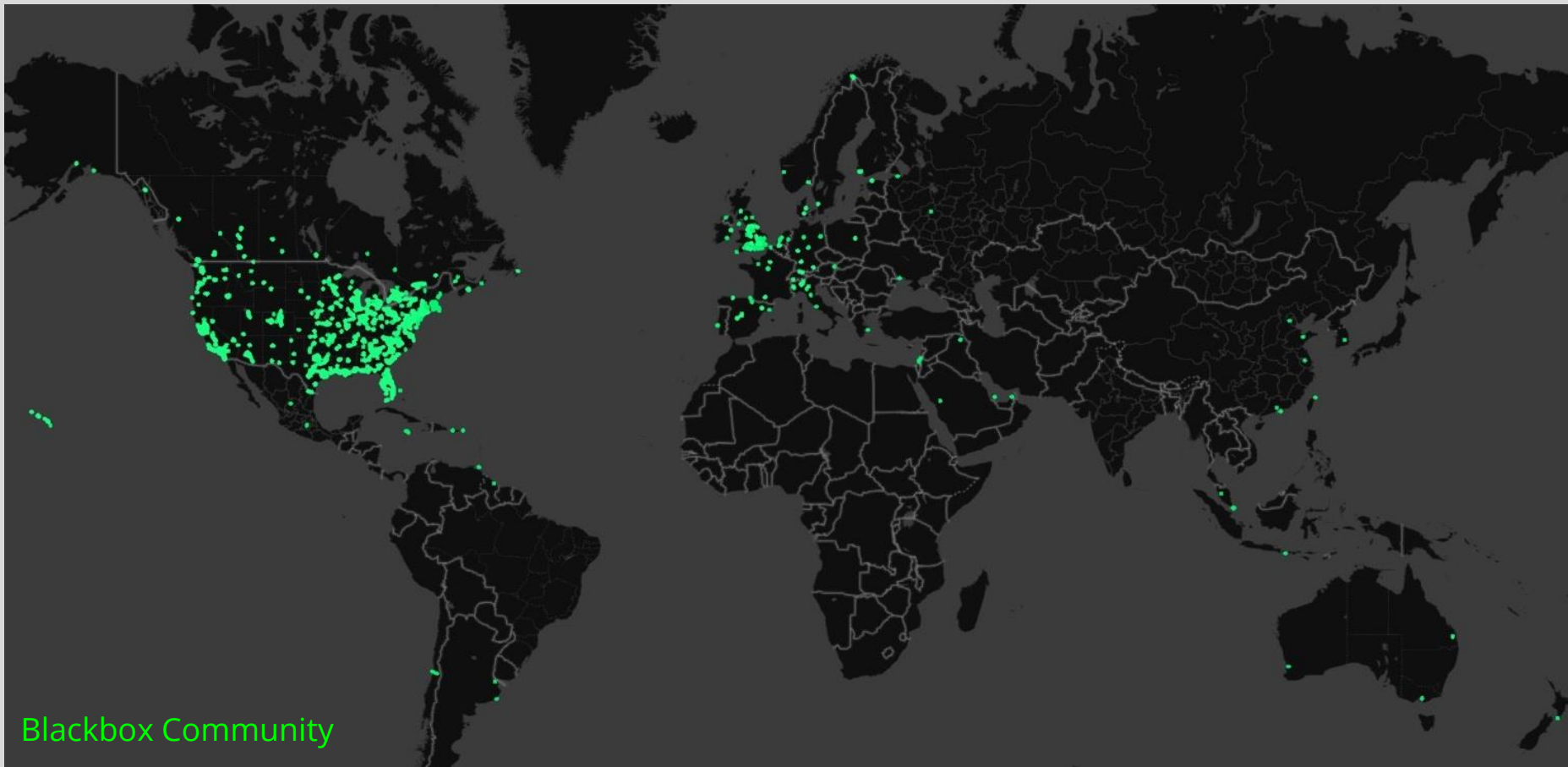


31 YEARS: The median age of Robinhood users, one of the original commission-free online brokerages. More young adults are joining. Apex Clearing, which helps facilitate trades for brokerages, told Reuters around 1 million of new accounts it opened last year belonged to Gen Z investors, with an average age of 19.

John McCrank, Reuters Jan 29, 2021



The Market



USA – 54M Self Directed Investors ¹	StockTwits – 1.5M Active Monthly Users 2021 ³
USA – 23M Active Investors/Traders ¹	Robinhood – 22M Accounts⁵
UK – 8.6M Brokerage Accounts 2017 ²	Forex Worldwide – 9.6M Traders ⁴

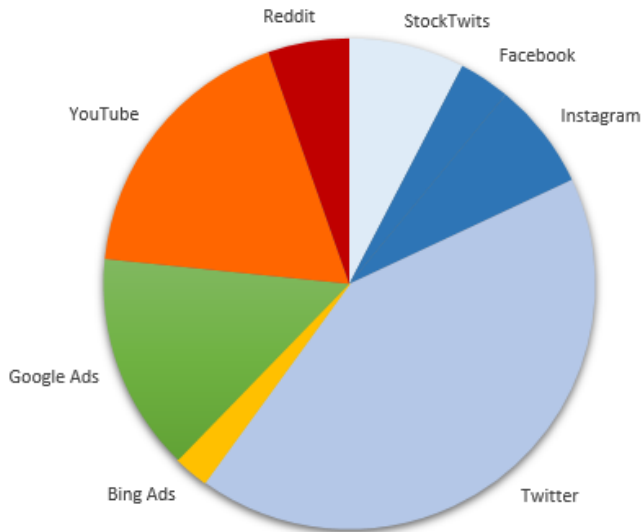


SaaS Revenue Model/User Acquisition

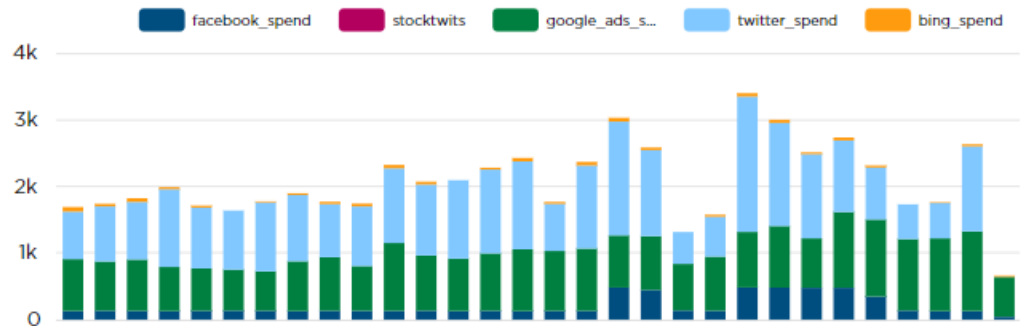
SaaS Revenue Model

- Monthly or Annual subscriptions for \$99.57 or \$959.00
- No tiered or a la carte pricing
- Growth driven by **digital marketing** and **affiliate advertising**

Example Monthly Digital Channel Attribution



Total Daily Ad Spend 2

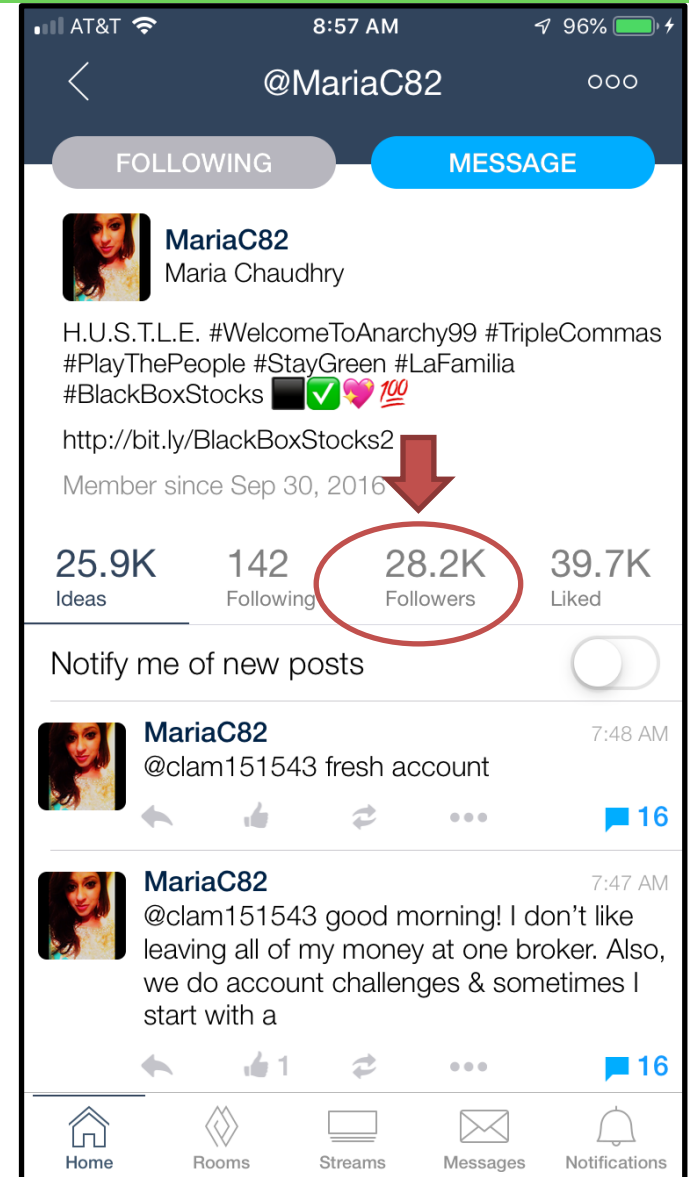




Affiliate Program

BBS Affiliates recruit subscribers from their various social media channels to subscribe to BBS and provide advice and education to new members.

- Affiliates earn \$25/month each month for referrals for the duration of the subscription
- Affiliates earn \$250/year for each yearly referral
- Incentivized to keep referrals engaged
- Creates higher LTV for Blackbox
- Create and share Blackbox content
- Grow social community
- Broadcast their own channels for education and further engagement
- Assist in branding and on-boarding





Partners / Vendors



- Marketing Partnership and Trading Integration




- Marketing Partnership and Trading Integration



- Marketing Partnership





Trading stocks or options involves a great degree of risk, including loss of principal.



SaaS Revenue Model/User Acquisition

SaaS Revenue Model

- Monthly or Annual subscriptions for \$99.57 or \$959.00
- No tiered or a la carte pricing
- Growth driven by **digital marketing** and **affiliate advertising**

New Marketing Initiatives

- Revised web site
- Focused messaging
 - Education
 - Brand reputation
- Broader marketing
 - TV
 - New investors



New Products

Portfolio Management Product

- Targets entire retail investor segment
- Utilizes existing proprietary technology
- Much larger market >100 million US



Blackbox Pro

- Designed for professionals
- More advanced analytical tools
- Higher price point due to exchange premium
- Streamlines authentication with exchanges
- More stable customer base



Crypto Currency Platform

- Combines a quotation and execution system with the BLBX social media platform
- Targets asset class with explosive growth and a technology focused investor base



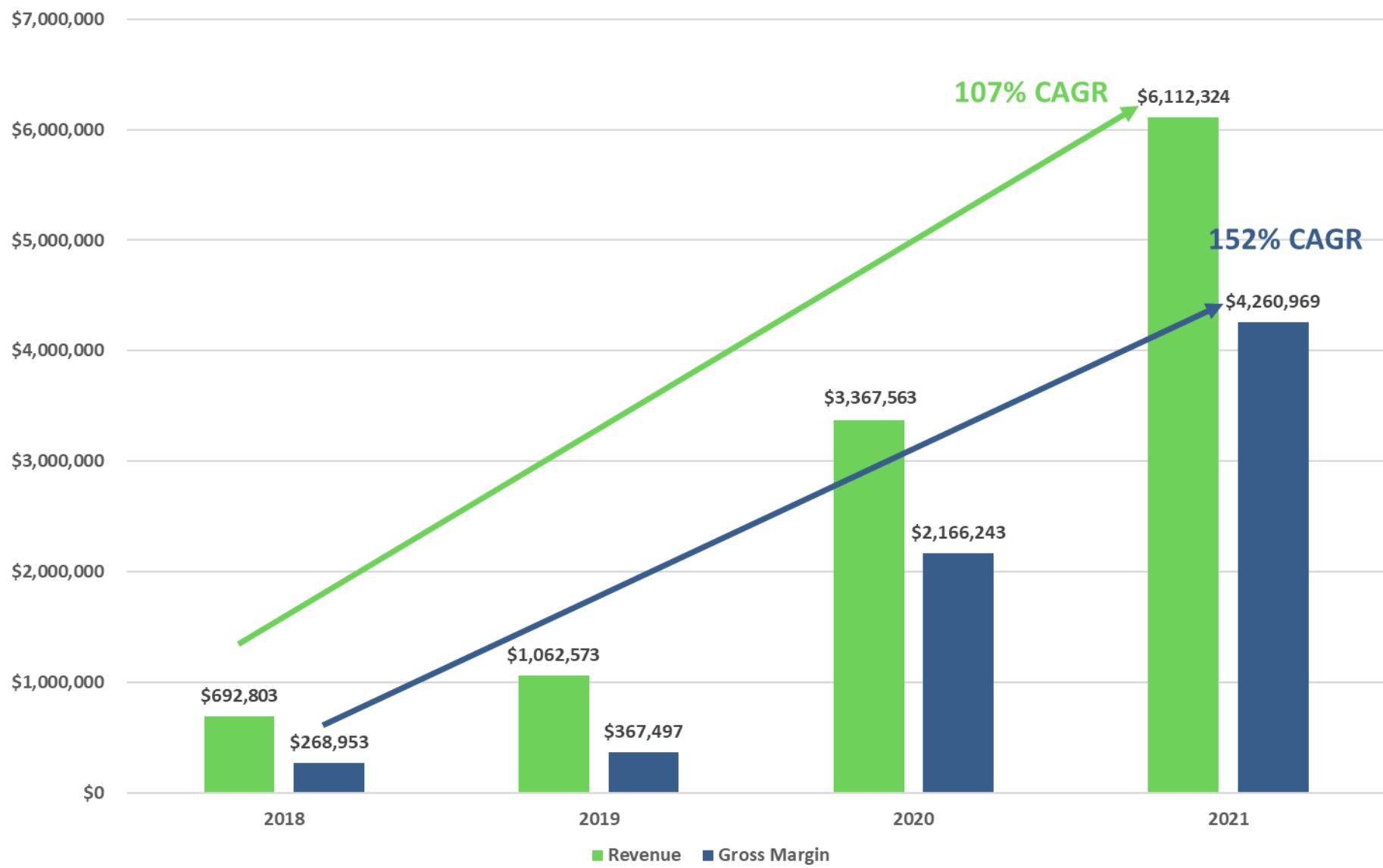


New Products





Strong Revenue Growth





2022 Financial Highlights

Summary Statements of Operations

For the six months ended
June 30,
2022 2021

Revenue	\$ 2,671,801	\$ 2,953,274
Cost of revenue	<u>1,079,389</u>	<u>805,352</u>
Gross margin	\$ 1,592,412	\$ 2,147,922
Operating expenses:	<u>3,782,332</u>	<u>2,120,312</u>
Operating income (loss)	\$ (2,189,920)	\$ 27,610
Other expense	<u>368,622</u>	<u>258,391</u>
Net loss	<u>\$ (2,558,542)</u>	<u>\$ (230,781)</u>
Adjusted EBITDA	\$ (1,930,583)	\$ 37,315

Revenue

- Q2 Revenue \$1.4 million up 10% from Q1
- Average Q2 subscribers was 6,181 up from 5,709 in Q1 and 5,482 in Q2 2021

Operating Expenses

- Increases S,G& A –personnel, IR/PR
- Research and development
- Marketing

EBITDA

- Decrease is primarily due to operating expense increases and lower gross margin



Financial Statement Highlights

Market Data (Nasdaq only) (as of 7-12-22)

Stock Price	\$	1.38
52 week high/low		\$4.14/\$1.13
Common shares outstanding		13,185,659
Preferred shares outstanding		3,269,998
Preferred as converted (1)		604,000
Options/Warrants (924,234 shs/\$3.75)		-
Average daily trading volume		628,939

Valuation Metrics

Market Capitalization	\$	19,030,000
Market Cap/Revenue		3.2

Summary Balance Sheet

	12/31/2021	6/30/2022
Cash and marketable securities	\$ 10,442,379	\$ 7,069,826
Working capital	\$ 7,773,295	\$ 4,478,125
Total assets	\$ 11,150,114	\$ 7,647,221
Total debt	\$ 1,040,198	\$ 992,637
Total liabilities	\$ 3,332,664	\$ 3,085,550
Total stockholders' equity	\$ 7,817,450	\$ 4,561,671
Total liabilities and equity	\$ 11,150,114	\$ 7,647,221

Summary Cap Table

	Total Shares O/S	Held by Mgmt and Directors	
Series A Preferred	3,269,998	3,269,998	100%
Common Shares	13,185,659	4,514,296	34%
Total	16,455,657	7,784,294	47%

(1) assumes conversion ratio of preferred stock of 5:1



Executive Team

Gust Kepler – CEO, Co-Founder and Director

- Founder and President of several companies including G2 International Inc, Parallax Inc, and Glance Toys
- 10 years experience consulting for public companies on capitalization, strategic planning and investor relations

Eric Pharis - COO and Co-Founder

- 20 years experience in quantitative trading – proprietary trading at Daytek Securities, high frequency trading at Quantbrasil
- Masters in Financial Engineering from Cornell University

Robert Winspear - CFO and Director

- 25 years experience as CFO, CEO or director of multiple public and private companies, including NASDAQ listed companies
- BBA and MPA from University of Texas



Board of Directors

Andrew Malloy

- CEO at Malloy and Partners, family office consulting
- Over 35 years experience in alternative investments
- BA from Villanova University

Ray Balestri

- Partner with Bell Nunnally, over 30 years of legal experience
- Significant investment experience through family limited partnerships with over 40 holdings
- BS in Mathematics from University of Illinois and JD from Harvard University

Dalya Sulaiman

- Founder and CEO of Dalya Imar Insaat, a construction company
- Consultant for Tepe Construction, manages real estate for MAM Abramenko
- BBA from Texas Christian University



Key Investment Considerations

Highlights:

- ✓ Unique FinTech platform with built in social media component
- ✓ New and exciting products in development
- ✓ Large addressable market
- ✓ Significant recurring revenue growth from SaaS revenue model
- ✓ Experienced management team and BOD





BLACKBOX

▲ ▲ ▲ ▲ STOCKS ▲ ▲ ▲ ▲

Investors@blackboxstocks.com

PCG Advisory

Stephanie Prince, Managing Director

(646) 863-6341

sprince@pcgadvisory.com